

Signify Classified - Internal
Cooper Lighting Solutions Photometric Lab
1121 Highway 74 South
Peachtree City, GA 30269



Scaled data based on original data using
LM-79-08 Approved Method: Electrical and Photometric Measurements of Solid-
State Lighting Products

Test Report Prepared for
Cooper Lighting Solutions
(formerly Eaton)

Brand: STREETWORKS

Report Number: P868051

Luminaire Tested: **MEM2-HSN-SA-30-750-U-T3**

Issue Date: 08/21/2024



Test Information

Test Method: LM-79-08
Report Number: P868051
Test Lab: INNOVATION CENTER(G3)
Issue Date: 08/21/2024
Manufacturer: COOPER LIGHTING SOLUTIONS (FORMERLY EATON)
Product Line: STREETWORKS
Catalog Number: MEM2-HSN-SA-30-750-U-T3
Description: EPIC MODERN SHORT HOUSING DISCRETE LED ARRAYS 30W 70CRI 5000K
FITXURE w/ TYPE III DISTRIBUTION OPTIC
Light Source: (10) 5000K CCT, 70 CRI LEDS
Ballast/Driver: ELECTRONIC DRIVER

Summary

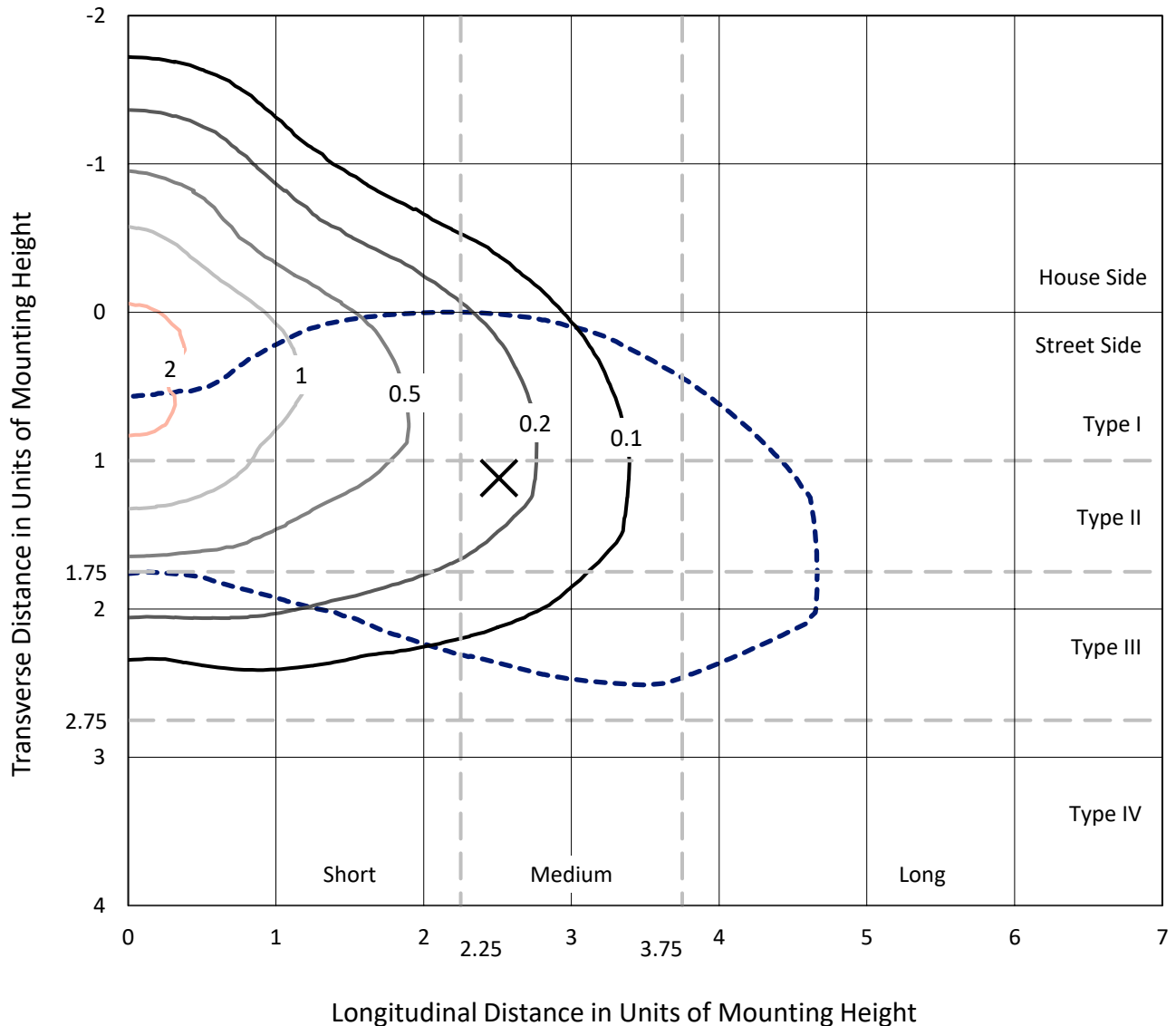
Lumens per Lamp: N/A
Luminaire Lumens: 4907.7 lumens
Efficiency: N/A
Efficacy: 149.6 lumens/watt
Luminous Opening: Rectangular (W 0.33' x L: 0.33' x H: 0')
IES Classification: Type III - Medium
BUG Rating: B1 - U0 - G1

Input Watts (W): 32.8
Input Voltage (V): 120
Input Current (A_{in}): NR
Voltage Rise (V): NR
Power Factor: 0.99
Total Harmonic Distortion (THDi): 9.76%
Frequency (hertz): 60
Stabilization Time: NR
Operation Time: NR
Ambient Temperature (°C): NR
Test Distance: 24 FT

REPORT NUMBER: P868051
 CATALOG NUMBER: MEM2-HSN-SA-30-750-U-T3

Iso-Footcandle Lines of Horizontal Illumination

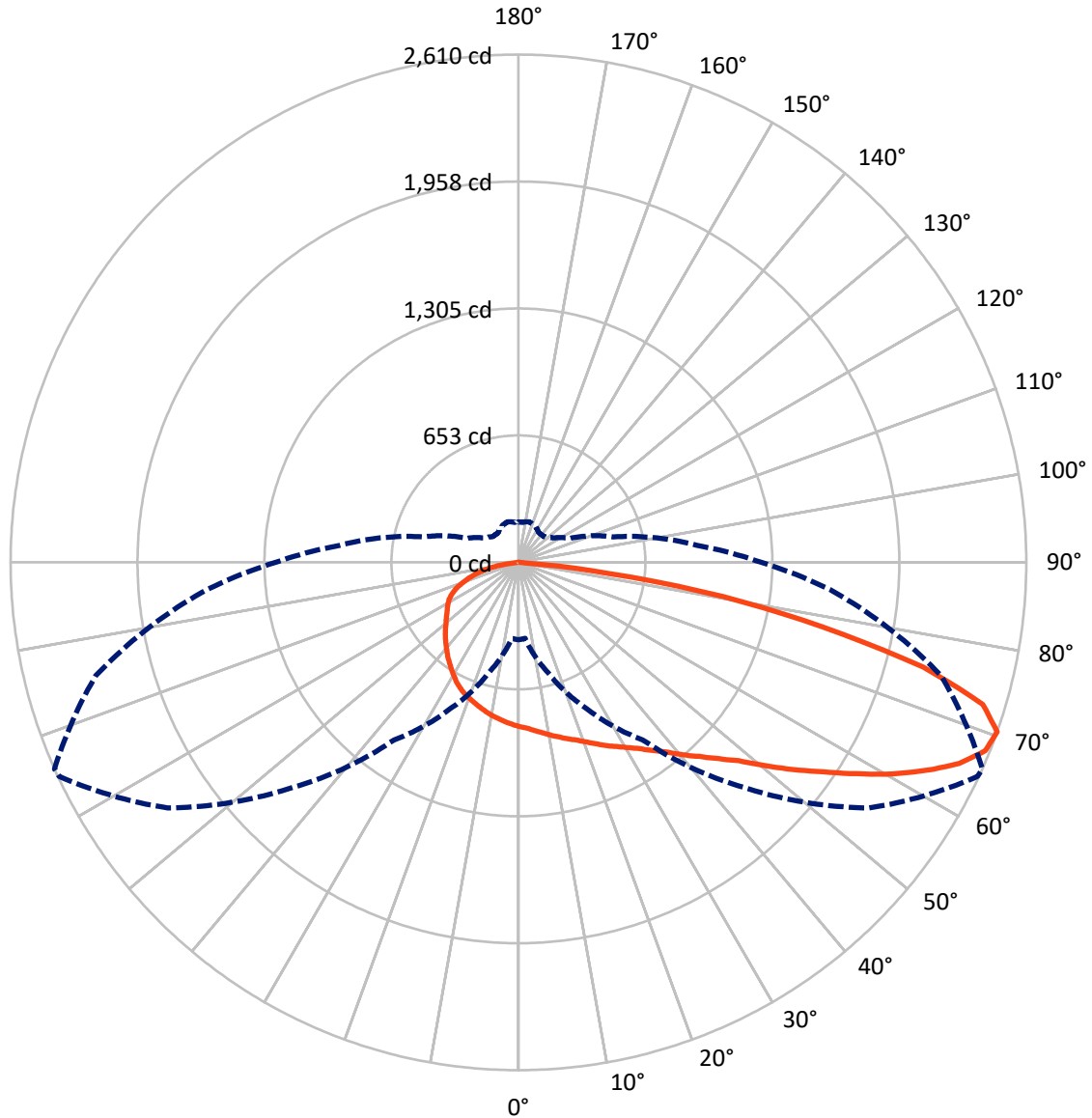
× Max cd
 - - - 1/2 Max cd



Based on 20 foot mounting height. Maximum calculated value = 2.3 fc
 Type III - Medium - N/A

REPORT NUMBER: P868051
CATALOG NUMBER: MEM2-HSN-SA-30-750-U-T3

Luminous Intensity Polar Plot



— Vertical Plane Through 66-Deg Lateral - - - Horizontal Cone Through 70-Deg Vertical

REPORT NUMBER: P868051
 CATALOG NUMBER: MEM2-HSN-SA-30-750-U-T3

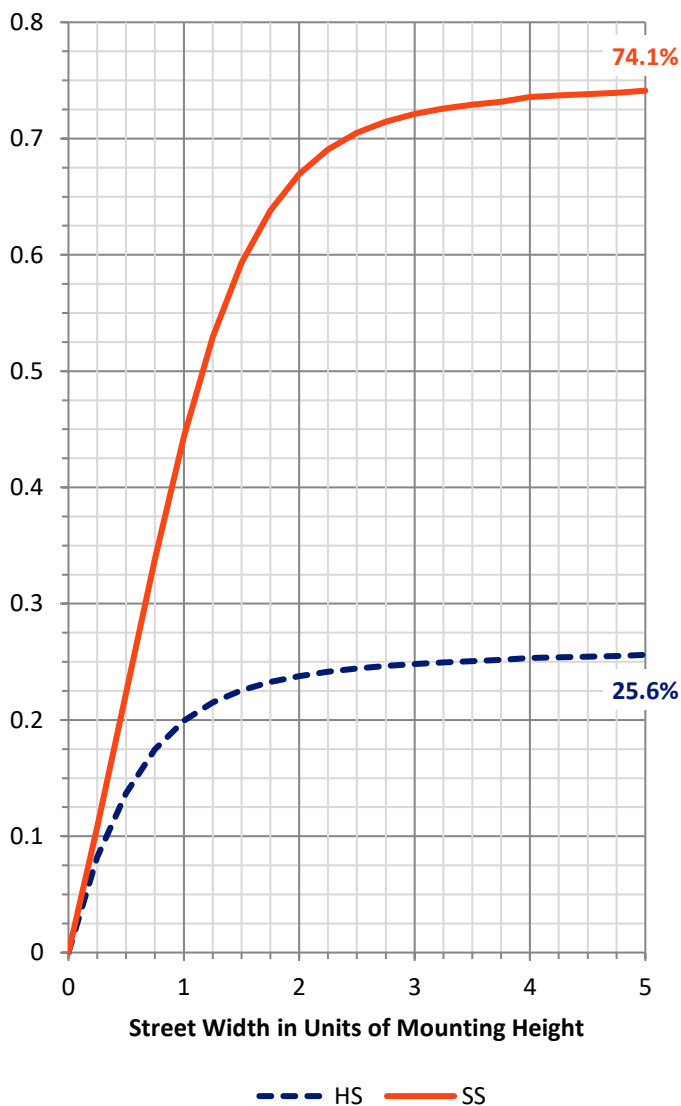
FLUX DISTRIBUTION:

		Downward	Upward	Total
House Side	Lumens	1264.8	0.0	1264.8
	% Fixture	25.8	0.0	25.8
Street Side	Lumens	3643.0	0.0	3643.0
	% Fixture	74.2	0.0	74.2
Total	Lumens	4907.7	0.0	4907.7
	% Fixture	100.0	0.0	100.0

Coefficient of Utilization

ZONAL LUMENS:

Zone	Lumens	% Fixture
0°-10°	80.8	1.6
10°-20°	240.7	4.9
20°-30°	404.3	8.2
30°-40°	609.1	12.4
40°-50°	826.9	16.8
50°-60°	982.6	20.0
60°-70°	1002.8	20.4
70°-80°	670.7	13.7
80°-90°	89.7	1.8
90°-100°	0.0	0.0
100°-110°	0.0	0.0
110°-120°	0.0	0.0
120°-130°	0.0	0.0
130°-140°	0.0	0.0
140°-150°	0.0	0.0
150°-160°	0.0	0.0
160°-170°	0.0	0.0
170°-180°	0.0	0.0
0°-90°	4907.7	100.0
0°-180°	4907.7	100.0



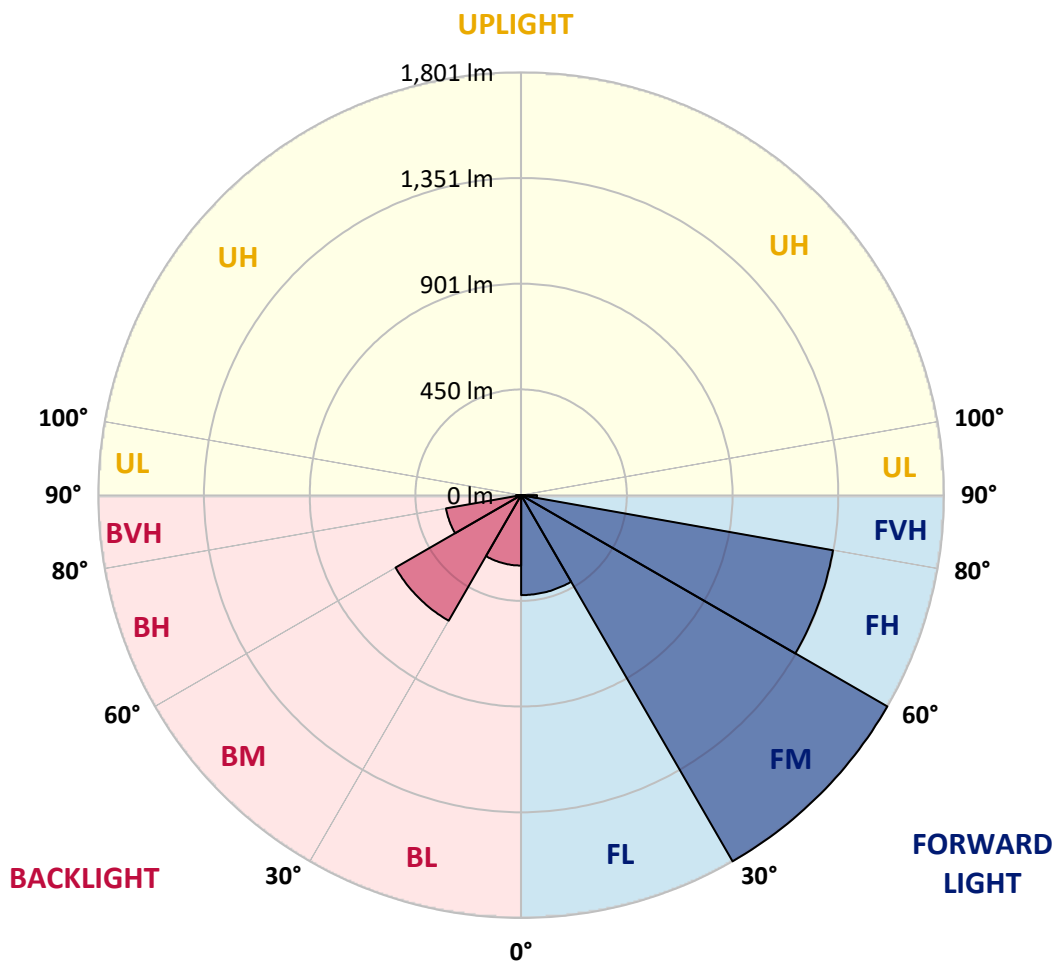
REPORT NUMBER: P868051
 CATALOG NUMBER: MEM2-HSN-SA-30-750-U-T3

LUMINAIRE CLASSIFICATION SYSTEM LUMEN TABLE AND BUG RATING:

Zone		Lumens	% Fixture	Zone Rating/Lumen Limit		
				B	U	G
FL	(0°-30°)	425.9	8.7			
FM	(30°-60°)	1801.0	36.7			
FH	(60°-80°)	1348.8	27.5			G1/1800
FVH	(80°-90°)	67.2	1.4			G1/100
BL	(0°-30°)	299.9	6.1	B1/500		
BM	(30°-60°)	617.6	12.6	B1/1000		
BH	(60°-80°)	324.8	6.6	B1/500		G1/500
BVH	(80°-90°)	22.5	0.5			G1/100
UL	(90°-100°)	0.0	0.0		U0/0	
UH	(100°-180°)	0.0	0.0		U0/0	

BUG Rating: B1-U0-G1

Type III Medium





REPORT NUMBER: P868051

CATALOG NUMBER: MEM2-HSN-SA-30-750-U-T3

CANDELA DISTRIBUTION (FULL):

	0°	5°	15°	25°	35°	45°	55°	65°	66°	75°	85°
0°	844.4	844.4	844.4	844.4	844.4	844.4	844.4	844.4	844.4	844.4	844.4
2.5°	874.6	870.7	867.8	869.7	863.9	865.8	859.0	854.1	853.2	851.2	849.3
5°	901.9	901.9	897.1	897.1	890.2	889.3	879.5	868.8	868.8	861.9	854.1
7.5°	931.2	929.2	923.4	922.4	914.6	912.7	901.9	885.4	884.4	871.7	860.0
10°	951.7	952.6	948.7	948.7	942.9	938.0	922.4	904.9	902.9	886.3	867.8
12.5°	967.3	969.2	968.2	968.2	963.4	963.4	945.8	922.4	920.5	899.0	872.7
15°	983.8	982.9	985.8	986.8	984.8	981.9	969.2	941.9	940.9	912.7	879.5
17.5°	998.5	997.5	998.5	1003.3	1004.3	1004.3	991.6	963.4	959.5	929.2	885.4
20°	1007.2	1009.2	1013.1	1018.9	1021.9	1029.7	1018.9	988.7	984.8	946.8	898.0
22.5°	1040.4	1034.5	1037.5	1041.4	1045.3	1056.0	1046.2	1015.0	1012.1	973.1	912.7
25°	1096.9	1096.9	1090.1	1083.3	1078.4	1083.3	1075.5	1045.3	1043.3	996.5	929.2
27.5°	1195.4	1195.4	1180.8	1155.4	1123.3	1114.5	1108.6	1077.4	1071.6	1021.9	940.0
30°	1320.2	1324.1	1297.8	1254.9	1195.4	1156.4	1141.8	1107.7	1104.7	1047.2	956.5
32.5°	1453.8	1461.6	1442.1	1379.7	1282.2	1206.1	1182.7	1147.6	1140.8	1077.4	978.0
35°	1573.7	1581.5	1555.2	1496.7	1371.9	1278.3	1231.5	1191.5	1187.6	1116.4	1010.2
37.5°	1671.2	1673.2	1656.6	1585.4	1447.0	1338.8	1291.9	1244.2	1236.4	1163.2	1044.3
40°	1774.6	1782.4	1765.8	1678.1	1515.2	1404.1	1352.4	1307.5	1300.7	1212.0	1076.5
42.5°	1882.8	1881.9	1881.9	1758.0	1583.5	1458.7	1417.7	1368.0	1364.1	1261.7	1111.6
45°	1949.1	1953.0	1942.3	1805.8	1683.9	1515.2	1481.1	1445.0	1438.2	1331.0	1157.4
47.5°	1965.7	1956.9	1908.2	1842.9	1797.0	1573.7	1561.1	1539.6	1524.0	1407.0	1213.9
50°	1943.3	1929.6	1901.4	1859.4	1839.0	1643.9	1642.0	1652.7	1642.0	1499.6	1279.3
52.5°	1859.4	1857.5	1852.6	1862.4	1829.2	1699.5	1733.6	1770.7	1768.8	1594.2	1347.5
55°	1682.9	1695.6	1754.1	1815.6	1792.2	1737.5	1836.0	1907.2	1899.4	1705.4	1417.7
57.5°	1502.6	1515.2	1590.3	1736.6	1756.1	1778.5	1951.1	2062.2	2049.6	1826.3	1482.1
60°	1345.6	1331.9	1407.0	1617.6	1705.4	1815.6	2065.2	2219.2	2208.5	1947.2	1548.4
62.5°	1096.9	1110.6	1230.5	1444.1	1634.2	1839.0	2158.8	2361.6	2354.8	2058.3	1602.0
65°	867.8	849.3	1029.7	1261.7	1511.3	1831.2	2239.7	2495.2	2490.3	2167.5	1643.0
67.5°	589.9	577.2	815.1	1080.4	1344.6	1768.8	2258.2	2584.9	2586.8	2231.9	1653.7
70°	397.8	392.0	586.0	830.7	1113.5	1634.2	2200.7	2603.4	2610.2	2248.5	1605.9
72.5°	293.5	292.5	429.0	592.8	828.8	1379.7	2043.7	2482.5	2495.2	2131.5	1465.5
75°	231.1	234.0	306.2	421.2	552.9	1020.9	1719.0	2128.5	2148.0	1840.9	1216.9
77.5°	189.2	189.2	214.5	302.3	369.5	633.8	1236.4	1558.1	1597.1	1420.7	937.0
80°	153.1	156.0	158.9	210.6	244.7	361.7	719.6	1039.4	1067.7	989.7	676.7
82.5°	83.9	89.7	86.8	109.2	122.9	167.7	285.7	420.2	463.2	412.4	307.1
85°	5.9	3.9	6.8	8.8	10.7	16.6	22.4	31.2	29.3	41.9	21.5
87.5°	1.0	1.0	1.0	2.0	2.0	2.9	3.9	3.9	3.9	3.9	3.9
90°	0.0	0.0	0.0	0.0	0.0	0.0	0.0	0.0	0.0	0.0	0.0



REPORT NUMBER: P868051

CATALOG NUMBER: MEM2-HSN-SA-30-750-U-T3

CANDELA DISTRIBUTION (continued):

	90°	95°	105°	115°	125°	135°	145°	155°	165°	175°	180°
0°	844.4	844.4	844.4	844.4	844.4	844.4	844.4	844.4	844.4	844.4	844.4
2.5°	848.3	843.4	835.6	833.7	830.7	826.8	822.9	817.1	815.1	817.1	819.0
5°	849.3	842.4	829.8	822.0	814.2	807.3	799.5	791.7	786.9	787.8	791.7
7.5°	852.2	842.4	822.9	810.3	797.6	786.9	774.2	765.4	759.6	760.5	763.5
10°	856.1	842.4	819.0	797.6	780.0	764.4	751.8	741.0	735.2	734.2	735.2
12.5°	857.1	841.5	810.3	783.9	762.5	742.0	728.4	718.6	712.8	709.8	711.8
15°	860.0	838.5	801.5	769.3	743.0	721.5	705.0	693.3	689.4	687.4	686.4
17.5°	863.9	837.6	793.7	754.7	723.5	699.1	684.5	672.8	667.9	666.0	667.9
20°	869.7	838.5	784.9	740.1	705.9	681.6	665.0	653.3	649.4	648.4	647.4
22.5°	877.6	840.5	778.1	726.4	686.4	662.1	645.5	637.7	634.8	635.7	635.7
25°	885.4	842.4	768.3	707.9	666.0	640.6	628.9	623.1	625.0	628.9	628.9
27.5°	892.2	841.5	754.7	688.4	641.6	618.2	609.4	610.4	615.3	622.1	623.1
30°	901.0	841.5	740.1	664.0	614.3	591.9	589.9	597.7	605.5	612.3	612.3
32.5°	914.6	847.3	728.4	639.6	586.0	568.5	577.2	588.0	596.7	603.6	605.5
35°	938.0	860.0	720.6	615.3	558.7	546.0	562.6	580.2	586.0	590.9	591.9
37.5°	960.4	871.7	710.8	591.9	530.4	525.6	548.0	566.5	567.5	570.4	570.4
40°	981.9	880.5	698.1	566.5	503.1	503.1	529.5	545.1	543.1	540.2	541.2
42.5°	1005.3	885.4	683.5	543.1	480.7	480.7	502.2	515.8	514.8	518.7	521.7
45°	1033.6	895.1	664.0	521.7	457.3	453.4	471.0	482.7	497.3	514.8	519.7
47.5°	1072.6	908.8	648.4	498.3	437.8	424.1	431.0	455.4	471.9	486.6	488.5
50°	1113.5	928.3	634.8	473.9	414.4	390.0	395.9	423.2	432.9	438.8	441.7
52.5°	1157.4	943.9	623.1	453.4	390.0	354.9	362.7	389.0	395.9	400.7	401.7
55°	1195.4	956.5	608.4	433.9	363.7	321.8	331.5	356.9	363.7	369.5	369.5
57.5°	1235.4	968.2	598.7	417.3	335.4	294.5	301.3	326.6	336.4	338.3	341.3
60°	1268.5	979.0	589.9	401.7	309.1	270.1	275.0	297.4	309.1	310.1	312.0
62.5°	1291.9	985.8	585.0	382.2	282.8	245.7	249.6	272.0	285.7	288.6	289.6
65°	1306.6	989.7	576.3	356.9	260.3	225.2	225.2	247.7	261.3	268.1	270.1
67.5°	1299.7	982.9	552.9	327.6	239.9	204.8	203.8	226.2	237.9	241.8	242.8
70°	1247.1	942.9	505.1	291.5	218.4	186.2	184.3	204.8	215.5	206.7	207.7
72.5°	1139.8	852.2	439.8	255.5	196.0	168.7	166.7	184.3	185.3	185.3	184.3
75°	960.4	696.2	351.0	217.4	172.6	150.2	151.1	164.8	165.8	170.6	167.7
77.5°	736.2	515.8	274.0	173.6	146.3	133.6	138.5	143.3	150.2	157.0	150.2
80°	535.3	355.9	190.1	129.7	113.1	113.1	115.1	119.9	129.7	136.5	129.7
82.5°	229.1	157.0	87.8	64.4	55.6	54.6	55.6	55.6	68.3	70.2	61.4
85°	17.6	14.6	10.7	10.7	8.8	4.9	4.9	3.9	2.9	2.9	2.9
87.5°	3.9	2.9	2.9	2.9	2.0	2.0	2.0	2.0	2.0	2.0	2.0
90°	0.0	0.0	0.0	0.0	0.0	0.0	0.0	0.0	0.0	0.0	0.0

LM-79-2019: Approved Method: Electrical and Photometric Measurements of Solid-
State Lighting Products

Report Prepared for

Cooper Lighting Solutions

Streetworks

Report Number: SP1-2407-157-6

Test Date: 08/07/2024

Luminaire Tested: MEM2-HTN-SA-30-750-U-5WQ-2

Data in this report applies to families of products including MEM2-HTN-SA-30-750-U-5WQ-2

Test Information

Test Method: LM-79-2019
 Report Number: SP1-2407-157-6
 Test Lab: COOPER LIGHTING SOLUTIONS
 Photometer: SP1 - 76IN SPHERE
 Measurement Geometry: 4π
 Issue Date: 08/20/2024
 Manufacturer: COOPER LIGHTING SOLUTIONS
 Product Line: Streetworks
 Catalog Number: **MEM2-HTN-SA-30-750-U-5WQ-2**
 Description: Epic Modern Light Square 30W 5WQ Optic and Flare Trim

Spectral Parameters

CCT (K): 5094
 CIE u': 0.2082
 CIE v': 0.4867
 Duv: 0.0032
 CIE x: 0.3430
 CIE y: 0.3564
 CIE z: 0.3006
 Peak Wavelength (nm): 451
 Dominant Wavelength (nm): 568
 Purity: 9.86439
 Rf: 73.7
 Rg: 93

CRI (Ra):	72.0		
R1:	68.6	R9:	-39.6
R2:	78.1	R10:	47.6
R3:	84.6	R11:	68.2
R4:	71.6	R12:	41.4
R5:	69.6	R13:	70.4
R6:	69.4	R14:	91.4
R7:	80.9	R15:	61.4
R8:	53.1		



Test Conditions

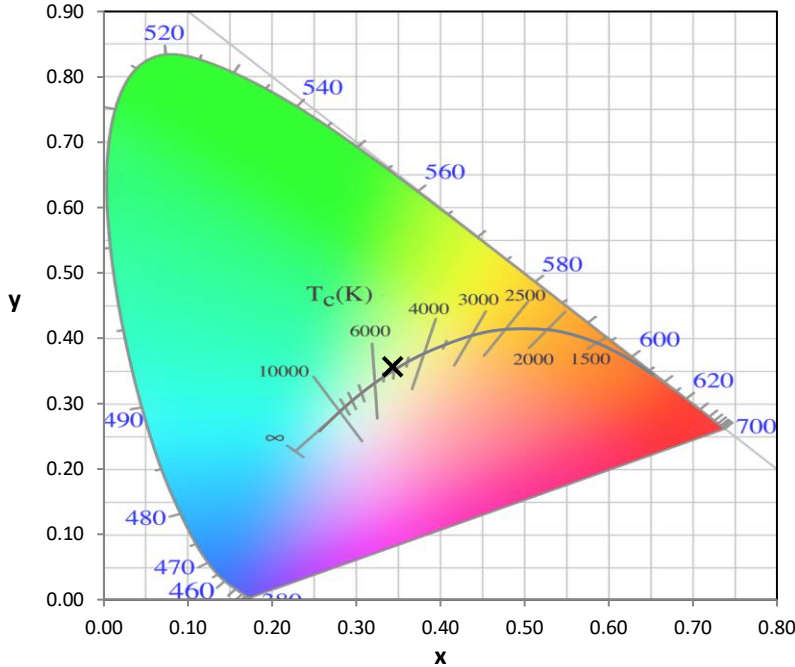
Stabilization Time: 20M
 Operation Time: 1H 20M
 Sphere Temperature (°C): 24.2

REPORT NUMBER: SP1-2407-157-6

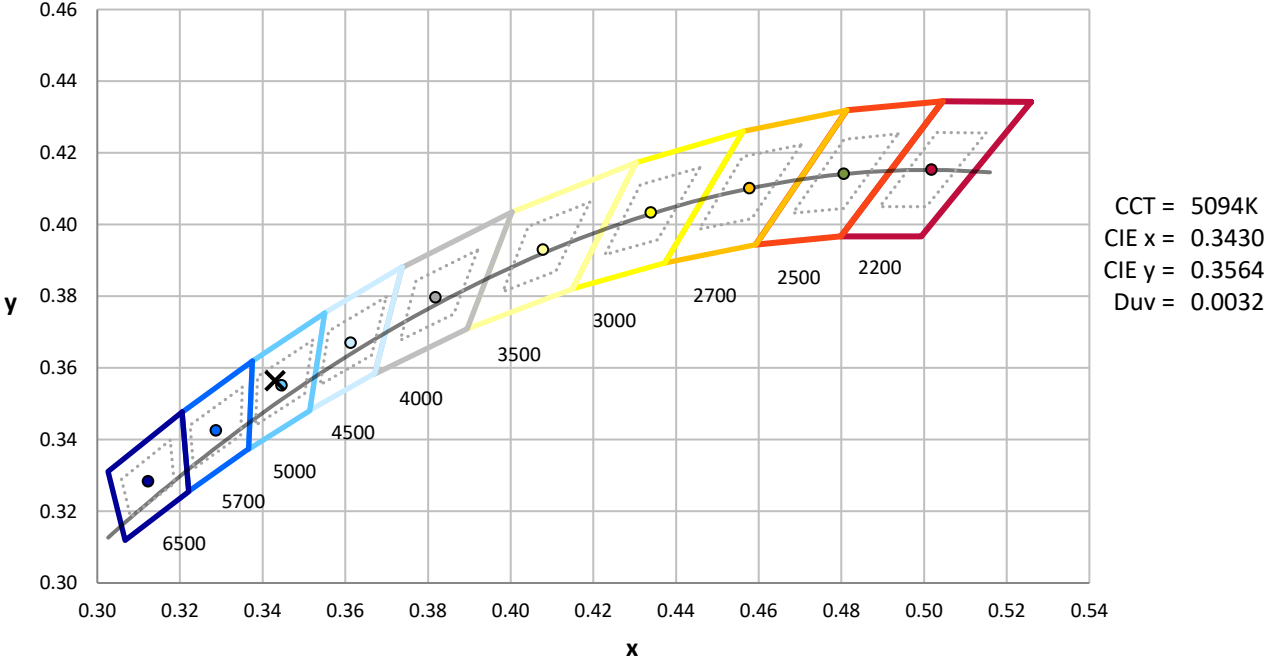
Measurement and Test Equipment			
Instrument	Identification Number	Calibration Date	Calibration Due Date
Photometer	IN0058	6/18/2024	12/18/2024
Power Meter	INXT2011004	2/8/2024	2/8/2025
AC Power Source	IN0063	10/24/2023	10/24/2024
DC Power Source	IN0208	10/24/2023	10/24/2024
Sphere Thermometer	IN0085	10/24/2023	10/24/2024
Room Thermometer	IN0046	10/24/2023	10/24/2024

REPORT NUMBER: SP1-2407-157-6

CIE 1931 Chromaticity Diagram



CIE 1931 Chromaticity Diagram with 2017 ANSI 7-Step and 4-Step Quadrangles



Point lies inside the ANSI 5000K 4-step quadrangle

REPORT NUMBER: SP1-2407-157-6

Photopic Flux vs. Wavelength



Photopic Lumens: NR

λ (nm)	Power W [^] /nm	Lumens (φ/nm)	λ (nm)	Power W [^] /nm	Lumens (φ/nm)	λ (nm)	Power W [^] /nm	Lumens (φ/nm)	λ (nm)	Power W [^] /nm	Lumens (φ/nm)	λ (nm)	Power W [^] /nm	Lumens (φ/nm)
360	0	NR	490	114	NR	620	361	NR	750	9	NR	880	0	NR
365	0	NR	495	145	NR	625	326	NR	755	8	NR	885	0	NR
370	0	NR	500	197	NR	630	294	NR	760	7	NR	890	0	NR
375	0	NR	505	259	NR	635	261	NR	765	6	NR	895	0	NR
380	0	NR	510	319	NR	640	232	NR	770	5	NR	900	0	NR
385	0	NR	515	373	NR	645	204	NR	775	4	NR	905	0	NR
390	0	NR	520	414	NR	650	179	NR	780	4	NR	910	0	NR
395	1	NR	525	445	NR	655	157	NR	785	3	NR	915	0	NR
400	3	NR	530	465	NR	660	136	NR	790	3	NR	920	0	NR
405	5	NR	535	482	NR	665	118	NR	795	2	NR	925	0	NR
410	9	NR	540	493	NR	670	102	NR	800	2	NR	930	0	NR
415	18	NR	545	505	NR	675	87	NR	805	2	NR	935	0	NR
420	36	NR	550	515	NR	680	75	NR	810	2	NR	940	0	NR
425	72	NR	555	527	NR	685	65	NR	815	1	NR	945	0	NR
430	134	NR	560	540	NR	690	56	NR	820	1	NR	950	0	NR
435	242	NR	565	550	NR	695	48	NR	825	1	NR	955	0	NR
440	407	NR	570	557	NR	700	41	NR	830	1	NR	960	0	NR
445	684	NR	575	561	NR	705	35	NR	835	1	NR	965	0	NR
450	988	NR	580	559	NR	710	30	NR	840	1	NR	970	0	NR
455	828	NR	585	551	NR	715	26	NR	845	1	NR	975	0	NR
460	473	NR	590	537	NR	720	22	NR	850	1	NR	980	0	NR
465	333	NR	595	516	NR	725	19	NR	855	0	NR	985	0	NR
470	232	NR	600	491	NR	730	16	NR	860	0	NR	990	0	NR
475	146	NR	605	461	NR	735	14	NR	865	0	NR	995	0	NR
480	113	NR	610	429	NR	740	12	NR	870	0	NR	1000	0	NR
485	106	NR	615	395	NR	745	10	NR	875	0	NR			

REPORT NUMBER: SP1-2407-157-6

Scotopic Flux vs. Wavelength



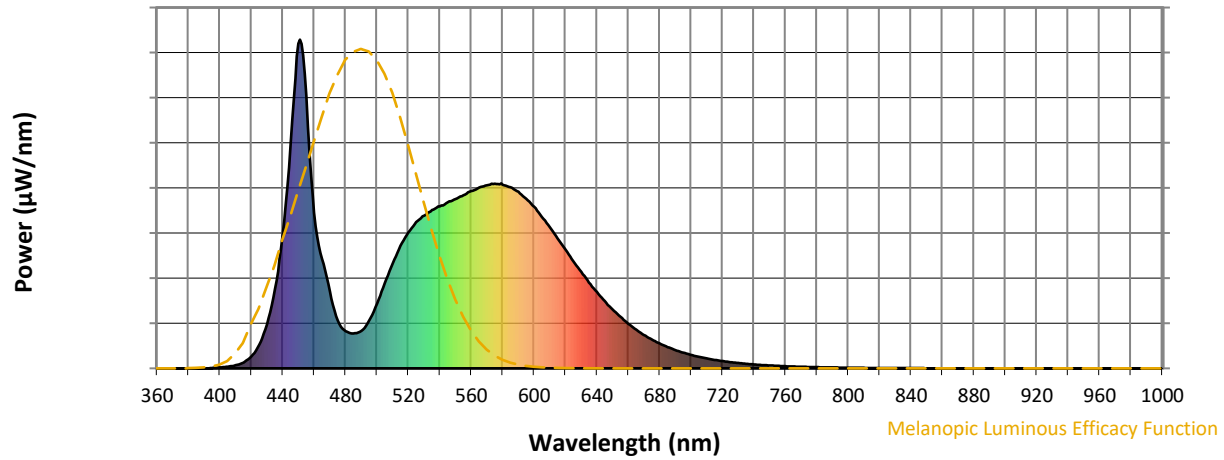
Scotopic Lumens: NR

S/P: 1.81

λ (nm)	Power W [^] /nm	Lumens (ϕ /nm)	λ (nm)	Power W [^] /nm	Lumens (ϕ /nm)	λ (nm)	Power W [^] /nm	Lumens (ϕ /nm)	λ (nm)	Power W [^] /nm	Lumens (ϕ /nm)	λ (nm)	Power W [^] /nm	Lumens (ϕ /nm)
360	0	NR	490	114	NR	620	361	NR	750	9	NR	880	0	NR
365	0	NR	495	145	NR	625	326	NR	755	8	NR	885	0	NR
370	0	NR	500	197	NR	630	294	NR	760	7	NR	890	0	NR
375	0	NR	505	259	NR	635	261	NR	765	6	NR	895	0	NR
380	0	NR	510	319	NR	640	232	NR	770	5	NR	900	0	NR
385	0	NR	515	373	NR	645	204	NR	775	4	NR	905	0	NR
390	0	NR	520	414	NR	650	179	NR	780	4	NR	910	0	NR
395	1	NR	525	445	NR	655	157	NR	785	3	NR	915	0	NR
400	3	NR	530	465	NR	660	136	NR	790	3	NR	920	0	NR
405	5	NR	535	482	NR	665	118	NR	795	2	NR	925	0	NR
410	9	NR	540	493	NR	670	102	NR	800	2	NR	930	0	NR
415	18	NR	545	505	NR	675	87	NR	805	2	NR	935	0	NR
420	36	NR	550	515	NR	680	75	NR	810	2	NR	940	0	NR
425	72	NR	555	527	NR	685	65	NR	815	1	NR	945	0	NR
430	134	NR	560	540	NR	690	56	NR	820	1	NR	950	0	NR
435	242	NR	565	550	NR	695	48	NR	825	1	NR	955	0	NR
440	407	NR	570	557	NR	700	41	NR	830	1	NR	960	0	NR
445	684	NR	575	561	NR	705	35	NR	835	1	NR	965	0	NR
450	988	NR	580	559	NR	710	30	NR	840	1	NR	970	0	NR
455	828	NR	585	551	NR	715	26	NR	845	1	NR	975	0	NR
460	473	NR	590	537	NR	720	22	NR	850	1	NR	980	0	NR
465	333	NR	595	516	NR	725	19	NR	855	0	NR	985	0	NR
470	232	NR	600	491	NR	730	16	NR	860	0	NR	990	0	NR
475	146	NR	605	461	NR	735	14	NR	865	0	NR	995	0	NR
480	113	NR	610	429	NR	740	12	NR	870	0	NR	1000	0	NR
485	106	NR	615	395	NR	745	10	NR	875	0	NR			

REPORT NUMBER: SP1-2407-157-6

Melanopic Flux vs. Wavelength



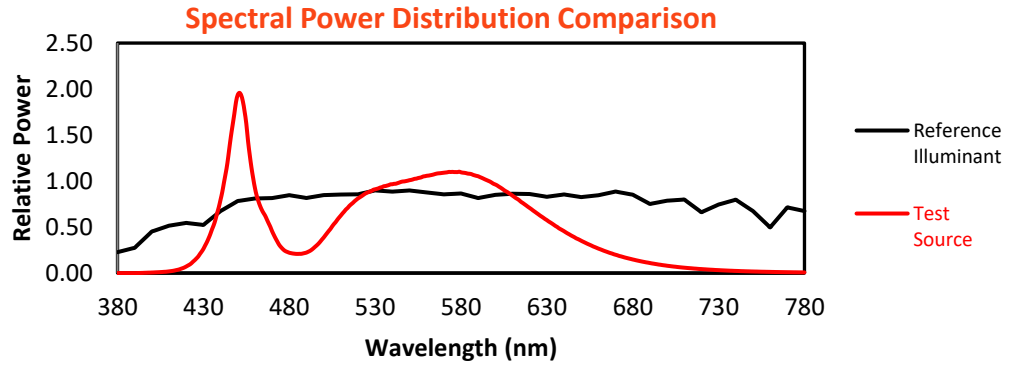
Melanopic Lumens: NR

M/P: 3.73

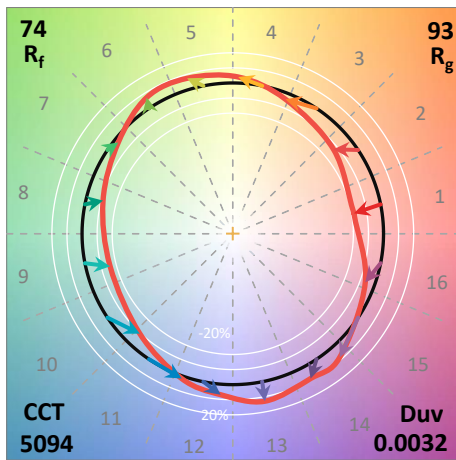
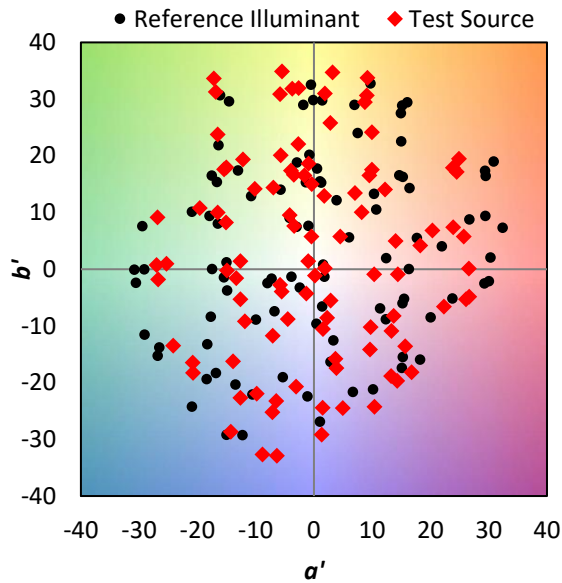
λ (nm)	Power W [^] /nm	Lumens (φ/nm)	λ (nm)	Power W [^] /nm	Lumens (φ/nm)	λ (nm)	Power W [^] /nm	Lumens (φ/nm)	λ (nm)	Power W [^] /nm	Lumens (φ/nm)	λ (nm)	Power W [^] /nm	Lumens (φ/nm)
360	0	NR	490	114	NR	620	361	NR	750	9	NR	880	0	NR
365	0	NR	495	145	NR	625	326	NR	755	8	NR	885	0	NR
370	0	NR	500	197	NR	630	294	NR	760	7	NR	890	0	NR
375	0	NR	505	259	NR	635	261	NR	765	6	NR	895	0	NR
380	0	NR	510	319	NR	640	232	NR	770	5	NR	900	0	NR
385	0	NR	515	373	NR	645	204	NR	775	4	NR	905	0	NR
390	0	NR	520	414	NR	650	179	NR	780	4	NR	910	0	NR
395	1	NR	525	445	NR	655	157	NR	785	3	NR	915	0	NR
400	3	NR	530	465	NR	660	136	NR	790	3	NR	920	0	NR
405	5	NR	535	482	NR	665	118	NR	795	2	NR	925	0	NR
410	9	NR	540	493	NR	670	102	NR	800	2	NR	930	0	NR
415	18	NR	545	505	NR	675	87	NR	805	2	NR	935	0	NR
420	36	NR	550	515	NR	680	75	NR	810	2	NR	940	0	NR
425	72	NR	555	527	NR	685	65	NR	815	1	NR	945	0	NR
430	134	NR	560	540	NR	690	56	NR	820	1	NR	950	0	NR
435	242	NR	565	550	NR	695	48	NR	825	1	NR	955	0	NR
440	407	NR	570	557	NR	700	41	NR	830	1	NR	960	0	NR
445	684	NR	575	561	NR	705	35	NR	835	1	NR	965	0	NR
450	988	NR	580	559	NR	710	30	NR	840	1	NR	970	0	NR
455	828	NR	585	551	NR	715	26	NR	845	1	NR	975	0	NR
460	473	NR	590	537	NR	720	22	NR	850	1	NR	980	0	NR
465	333	NR	595	516	NR	725	19	NR	855	0	NR	985	0	NR
470	232	NR	600	491	NR	730	16	NR	860	0	NR	990	0	NR
475	146	NR	605	461	NR	735	14	NR	865	0	NR	995	0	NR
480	113	NR	610	429	NR	740	12	NR	870	0	NR	1000	0	NR
485	106	NR	615	395	NR	745	10	NR	875	0	NR			

Summary

$R_f = 73.7$
 $R_g = 93$
 $CIE R_a = 72.0$
 $R_9 = -39.6$

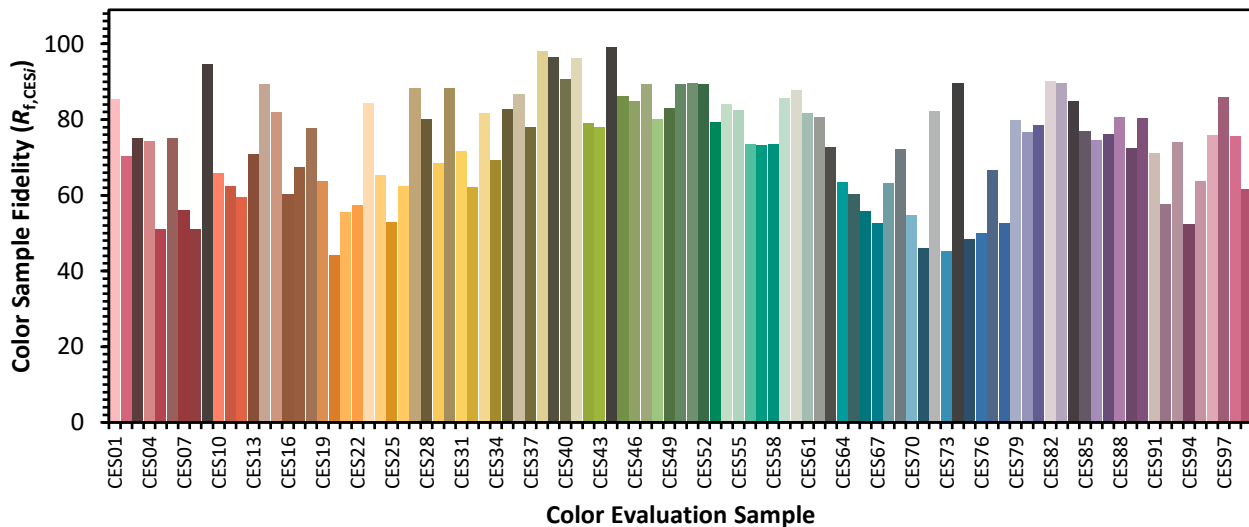


Color Vector Graphics

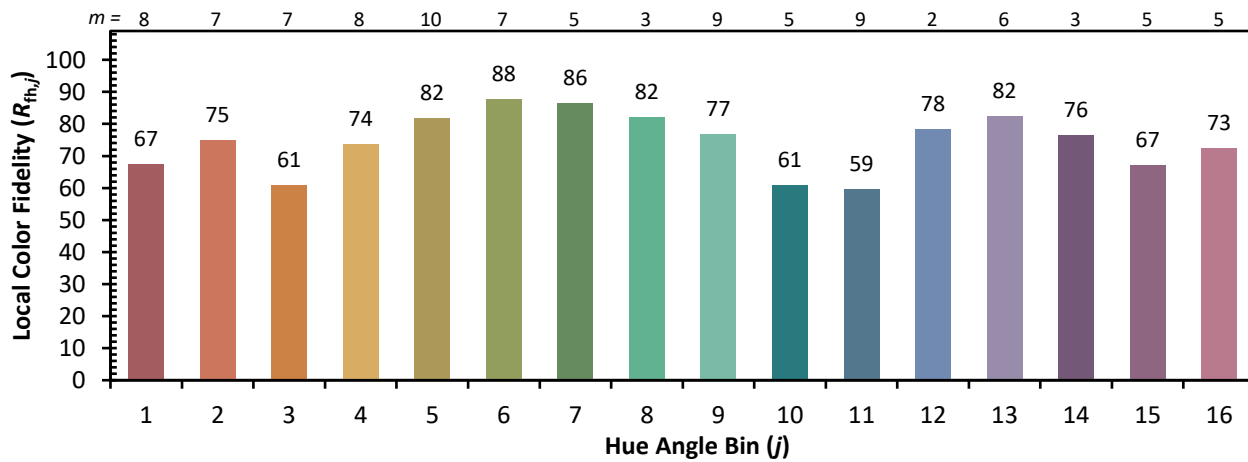
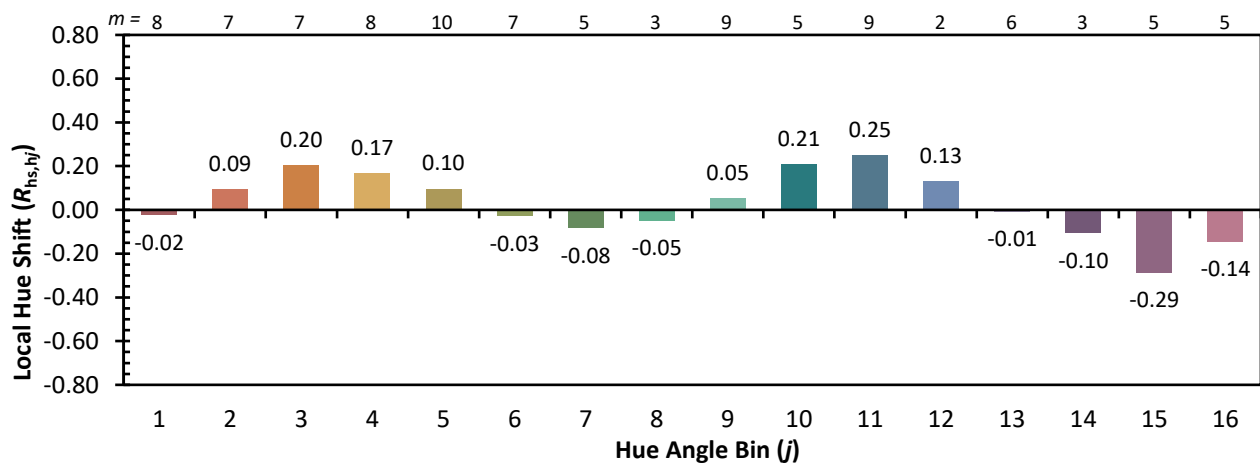


Individual Sample Fidelity Index ($R_{f,i}$)

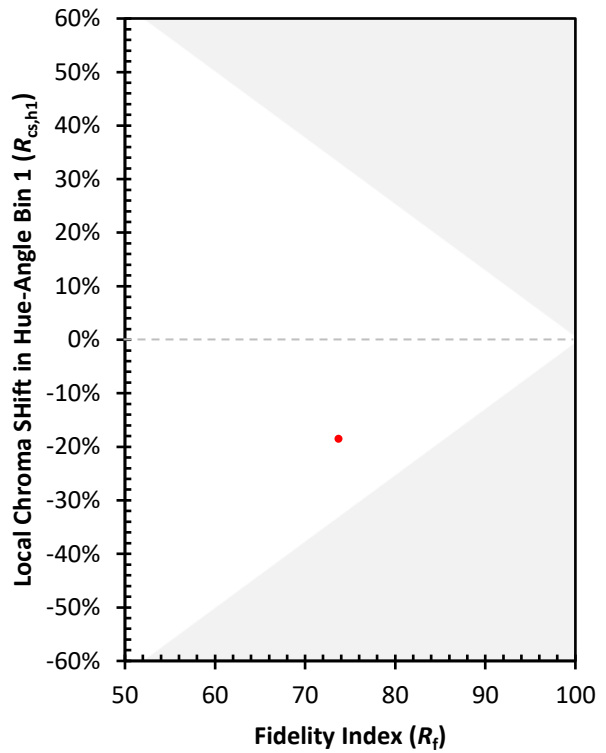
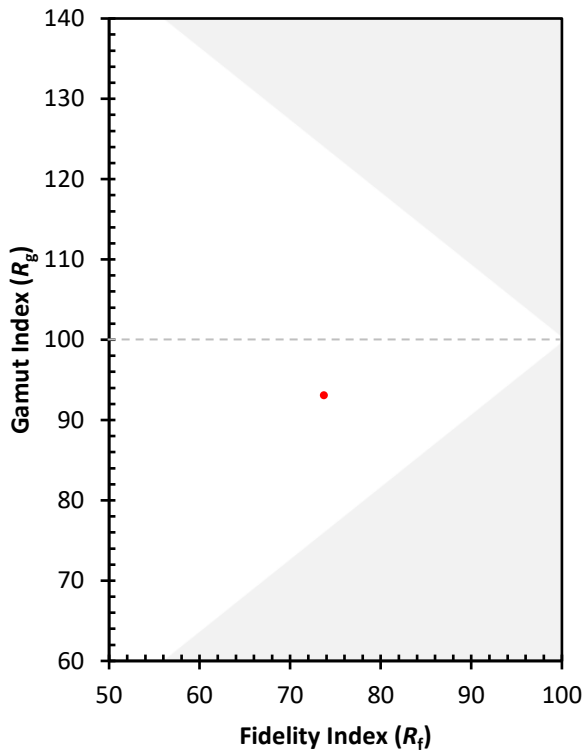
CES01 = 85	CES26 = 62	CES51 = 90	CES76 = 50
CES02 = 59	CES27 = 88	CES52 = 89	CES77 = 67
CES03 = 30	CES28 = 80	CES53 = 79	CES78 = 53
CES04 = 69	CES29 = 69	CES54 = 84	CES79 = 80
CES05 = 46	CES30 = 88	CES55 = 83	CES80 = 77
CES06 = 50	CES31 = 72	CES56 = 74	CES81 = 78
CES07 = 38	CES32 = 62	CES57 = 73	CES82 = 90
CES08 = 38	CES33 = 82	CES58 = 73	CES83 = 90
CES09 = 29	CES34 = 69	CES59 = 86	CES84 = 85
CES10 = 72	CES35 = 83	CES60 = 88	CES85 = 77
CES11 = 56	CES36 = 87	CES61 = 82	CES86 = 75
CES12 = 61	CES37 = 78	CES62 = 81	CES87 = 76
CES13 = 41	CES38 = 98	CES63 = 73	CES88 = 81
CES14 = 74	CES39 = 96	CES64 = 63	CES89 = 72
CES15 = 70	CES40 = 91	CES65 = 60	CES90 = 80
CES16 = 46	CES41 = 96	CES66 = 56	CES91 = 71
CES17 = 49	CES42 = 79	CES67 = 53	CES92 = 58
CES18 = 55	CES43 = 78	CES68 = 63	CES93 = 74
CES19 = 71	CES44 = 99	CES69 = 72	CES94 = 52
CES20 = 63	CES45 = 86	CES70 = 55	CES95 = 64
CES21 = 85	CES46 = 85	CES71 = 46	CES96 = 76
CES22 = 77	CES47 = 89	CES72 = 82	CES97 = 86
CES23 = 91	CES48 = 80	CES73 = 45	CES98 = 76
CES24 = 90	CES49 = 83	CES74 = 90	CES99 = 62
CES25 = 71	CES50 = 89	CES75 = 48	



Color Rendition by Hue-Angle Bin



Measure Comparisons



(END OF REPORT)